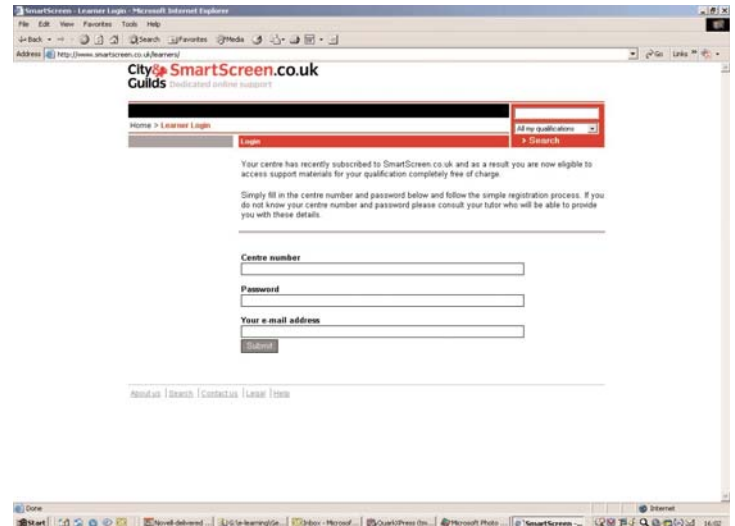


LEARNER SELF REGISTRATION GUIDE

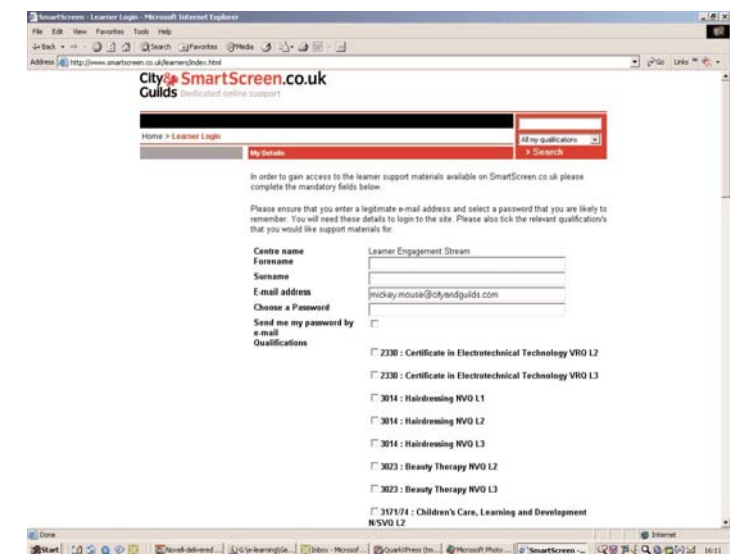
Step 1:

- visit www.SmartScreen.co.uk/learners
- enter your Centre Number
- the Password provided by your Tutor
- **your** email address
- click 'Submit'

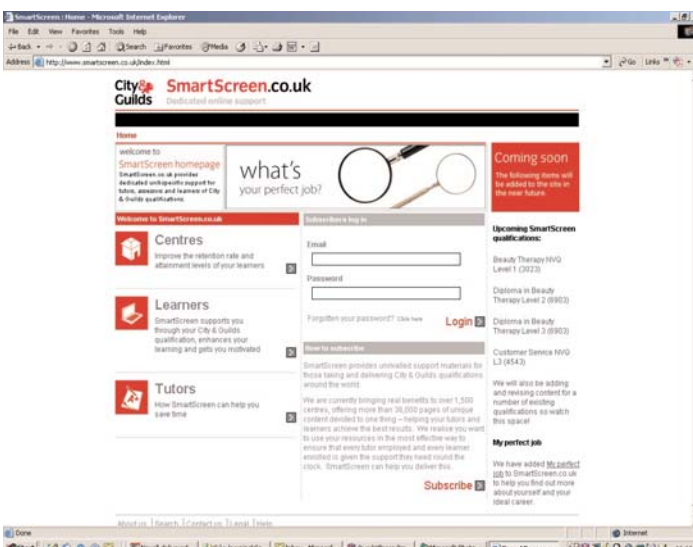


Step 2:

- enter your name
- choose a password that you will remember
- select the qualification/s you are studying
- read the information provided at the bottom of the page, tick the box to say you agree to the terms & conditions
- click 'Register'



This is a **one-off** process



You are now registered to use SmartScreen.co.uk.

To view the support materials go to www.SmartScreen.co.uk and enter your email address and newly chosen password into the Subscribers Login Area.

Need help? Please speak to your Tutor.