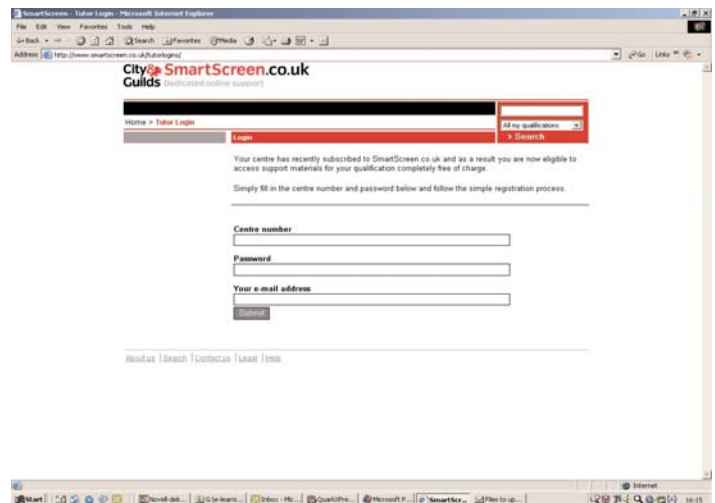


TUTOR SELF REGISTRATION GUIDE

Step 1:

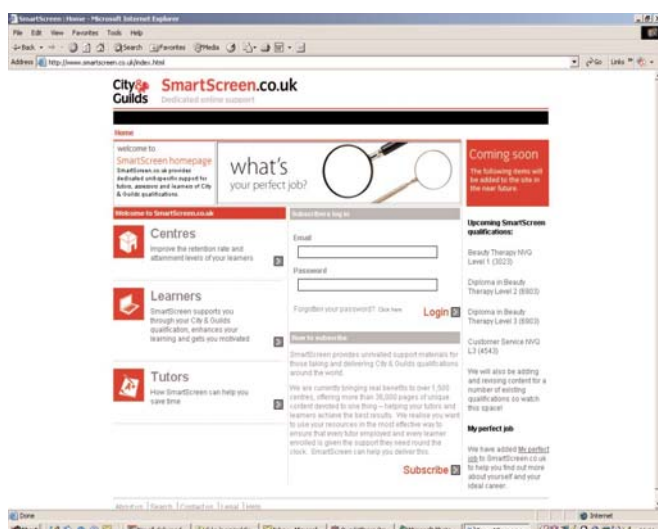
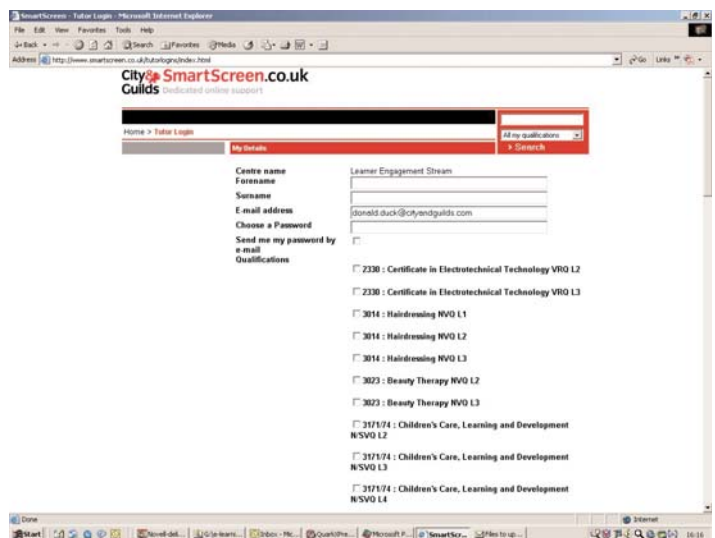
- visit www.SmartScreen.co.uk/tutorlogins
- enter your centre number
- enter the password provided by your centre
- enter **your** email address
- click 'Submit'



Step 2:

- enter your name
- choose a password that you will remember
- select the qualification/s you are teaching/assessing
- read the information provided at the bottom of the page, tick the box to say you agree to the terms & conditions
- click 'Register'

This is a **one-off** process



You are now registered to use SmartScreen.co.uk.

To view the support materials go to www.SmartScreen.co.uk and enter your email address and newly chosen password into the Subscribers Login Area.

Need help? Email: subscribe@smartscreen.co.uk